July 1974
DON BECK

FERRIS WHEEL

From parallel two faced lines, the couples facing out wheel around to face back in as in a wheel and deal. (If they are on the left end, they wheel to their right. If on right, they wheel left.) The couples facing in step ahead as if to form a two faced line with the other couple coming at them, and then wheel and deal to face them, leaving the square in a double pass thru formation. (The two faced line in the center is useful for teaching, but should not actually be formed during dancing.)



before



after

From parallel lines facing in, the couple on the right wheels around to their left to face out as in a wheel and deal. The couple on the left, as in ferris wheel from two faced lines, steps ahead as if to form a two faced line with the other left hand couple, and does a wheel and deal to face them. The square ends in a trade by formation.



before

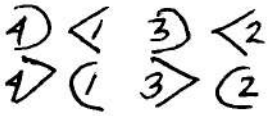

after

July 1974

DON BECK

Examples (2 Faced Lines)

1. Box 1-4
   Swing thru
   Men run
   ferris wheel
   pass thru
   Box 1-4

2. Heads ½ square thru
   Right and left thru
   Curlique
   Walk and dodge
   Men Fold
   Star thru
   ferris wheel
   Square thru 3/4
   Allemande left

3. Heads slide thru
   Pass thru
   Right and left thru
   Veer to the left
   ferris wheel
   Centers sweep ¼
   Spin the top
   Turn thru
   Allemande left

4. Headmen and corner forward and back
   Curlique
   Men run
   Star thru
   Back up, join 8 hands, circle left.
   Four men forward and back
   Square thru
   Swing thru
   Centers Run
   ferris wheel
   Pass thru
   star thru

   —OR—

   couples circulate
   Bend the line (1c2c)
   square thru 3/4
   Allemande left

   ferris wheel
   centers sweep ¼
   Square thru
   Square thru 3/4
   Allemande left

5. Box 1-4
   star thru
   Reverse the flutter
   pass thru
   Tag the line - right
   ferris wheel
   turn thru
   allemande left

6. Heads ½ sashay
   Join 8 hands, circle left
   Men forward and back
   Men square thru
   Single circle to a star thru
   ferris wheel
   Spin the top
   Slide thru
   Allemande left

July 1974
DON BECK

Examples (lines facing in)

1P2P
ferris wheel
trade by
swing thru
turn thru
Allemande left

Four ladies chain
Heads lead right
Circle to a line (1020)
ferris wheel
Centers sweep 1/4
pass thru
Clover leaf
Allemande left

1P2P
ferris wheel
centers sweep 1/4
Pass thru
Clover leaf
Pass thru
Clover flow
Allemande left

July 1974
DON BECK

FERRIS WHEEL

From parallel two faced lines, the couples facing out wheel around to face back in as in a wheel and deal. (If they are on the left end, they wheel to their right. If on right, they wheel left.) The couples facing in step ahead as if to form a two faced line with the other couple coming at them, and then wheel and deal to face them, leaving the square in a double pass thru formation. (The two faced line in the center is useful for teaching, but should not actually be formed during dancing.)

before after

From parallel lines facing in, the couple on the right wheels around to their left to face out as in a wheel and deal. The couple on the left, as in ferris wheel from two faced lines, steps ahead as if to form a two faced line with the other left hand couple, and does a wheel and deal to face them. The square ends in a trade by formation.

before after

July 1974

DON BECK

Examples (2 Faced Lines)

1. Box 1-4
   Swing thru
   Men run
   ferris wheel
   pass thru
   Box 1-4

2. Heads ½ square thru
   Right and left thru
   Curlique
   Walk and dodge
   Men Fold
   Star thru
   ferris wheel
   square thru 3/4
   Allemande left

3. Heads slide thru
   Pass thru
   Right and left thru
   Veer to the left
   ferris wheel
   Centers sweep 1/4
   Spin the top
   Turn thru
   Allemande left

4. Headmen and corner forward and back
   Curlique
   Men run
   Star thru
   Back up, join 8 hands, circle left.
   Four men forward and back
   Square thru
   Swing thru
   Centers Run
   ferris wheel
   Pass thru
   star thru

   —OR—

   couples circulate
   Bend the line (1c2c)
   square thru 3/4
   Allemande left

   ferris wheel
   centers sweep 1/4
   Square thru
   Square thru 3/4
   Allemande left

5. Box 1-4
   star thru
   Reverse the flutter
   pass thru
   Tag the line - right
   ferris wheel
   turn thru
   allemande left

6. Heads ½ sashay
   Join 8 hands, circle left
   Men forward and back
   Men square thru
   Single circle to a star thru
   ferris wheel
   Spin the top
   Slide thru
   Allemande left

July 1974
DON BECK

Examples (lines facing in)

1P2P
ferris wheel
trade by
swing thru
turn thru
Allemande left

Four ladies chain
Heads lead right
Circle to a line (1020)
ferris wheel
Centers sweep 1/4
pass thru
Clover leaf
Allemande left

1P2P
ferris wheel
centers sweep 1/4
Pass thru
Clover leaf
Pass thru
Clover flow
Allemande left